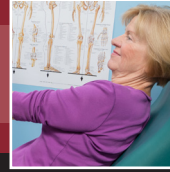


Abdominal USB Ultrasound Probe

AMD-5650



Ultrasound Technology Made Simple for Remote Clinical Exams

The *Abdominal USB Ultrasound Probe* is perfect for OB/GYN or other Internal Medicine examinations that require quick and easy access to high quality ultrasound images, in telemedicine applications. All you need is a laptop, tablet or desktop computer with a USB port and you will be able to save, send and print images taken with the probe.



Product Features:

- Completely portable and does not require an ultrasound machine.
- Images displayed real-time up to 15 frames per second.
- Outstanding image quality from fully digital B mode and 256 shades of gray scale.
- Sealed tight to eliminate dust and dirt contaminants and provide reliable imagery.

Technical Specifications:

Dimensions: 6.69" x 1.77" (17 cm x 4.5 cm)

Weight: 7.05 oz (200 g)

Depth Range: 4 cm - 20 cm

Focal Zone: 4 cm - 15 cm

Pulse Frequency: 2.5 - 5 MHz

Focal Point: 7.5 cm

Scan Angle: 90 degrees

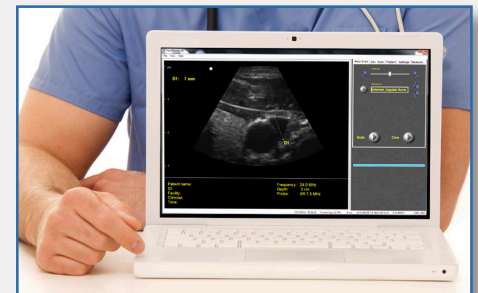
Patient Contact: 35 mm

Frame Rate: 12 fps - 15 fps

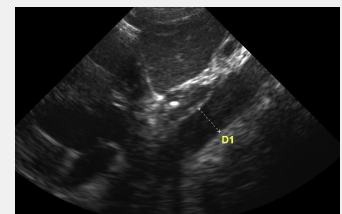
Cable: USB 2.0, 2 m (5 m opt.)

Minimum System Requirements:

- Computer OS: Windows 7, 8
- Processor, RAM: 4 GHz, 4 MB
- USB 2.0 Port
- Minimum display: 1024 x 600 with 32 bit color



Fetus - Head, Abdomen, Backbone



Abdominal Aorta

AMD Global Telemedicine
321 Billerica Road
Chelmsford, MA 01824
Toll-Free: 1-866-449-8210
info@amdtelemedicine.com
www.amdtelemedicine.com